

# NIKKI.AMSTERDAM

The manual  
The Family  
Multicolor Bluetooth Speakers  
Wine Coolers  
LED Light

## Introduction

Dear Customer,  
Thank you for purchasing our Nikki.Amsterdam LED product. We hope you will enjoy your product to the max! This product complies with the statutory national and European requirements. To maintain this status and to ensure safe operation, you as the user must observe these operating instructions.

These operating instructions are part of this product. They contain important notes on commissioning and handling. Also consider this if you pass on the product to any third party. Therefore, retain these operating instructions for reference!

All company names and product names are trademarks of their respective owners. All rights reserved.

### 1. Intended use

Our products are intended to be used as a lifestyle product. The multifunctional product serves as a speaker and light. Some of them can also be used for chilling wine or a flower pot (The.Lampion / The.Bar Table / The.Bowl). Others can also be used as a side table or a seat (The.Pouf / The.Cube) or you can hang them in the tree or float the water (The.Ball). Any other use than described above and you can damage the products. Additionally, this is connected to dangers, such as short circuit, fire, electric shock, etc. No part of these products must be modified or converted! Read these operating instructions completely and attentively; they obtain a lot of important information on setup, function and operation. Always observe the safety information!

### 2. Box content

- Bluetooth Speaker and LED light
- Operating manual
- USB Cable
- USB Charges
- Quick Guide (Except The.Ball)

## 3. Safety information

The warranty/guarantee will expire if damage is incurred resulting from non-compliance with these operating instructions. We do not assume any liability for consequential damage! Nor do we assume any liability for damage to property or personal injury caused by improper use or failure to observe the safety information. In such cases the guarantee/warranty will expire!

The following safety information is intended not only for the protection of your health but also for the protection of the device.

Please read the following items carefully:

The unauthorized conversion and/or modification of the product is inadmissible for safety and approval reasons (CE).

The products are only suitable for dry areas. Do not expose them for long periods of time to direct sunlight, heat, cold, dampness or wetness; otherwise, it will may cause damage to the products. If there is danger of fire or potentially fatal electric shock, first power down the respective socket (e.g. switch off circuit breaker) and then pull the power adapter from the socket. Disconnect all cables from the device. Do not operate the product anymore afterwards, but take it to your dealer or get in contact with service@nikki.amsterdam.

Do not place any open sources of fire, such as burning candles, on the device.

Handle the product with care. It can be damaged by impact, blows or when dropped even from a low height.

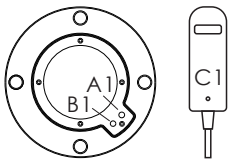
This product is not a toy and not suitable for children. It contains parts that can come loose. Children cannot judge the dangers involved when handling electrical devices. Do not leave packing material unattended. It may become a dangerous toy for children. Also observe the safety and operating instructions of any other devices that you connect to the speaker.

EN

## 4. Product overview



Keys function & Bottom.  
▽ 5% 1 C b # C Z Z g k j W A  
▽ 6% - 1 G 6 W U f j b j d c f h  
▽ 7 % - 0 9 8 j b X M U H t b



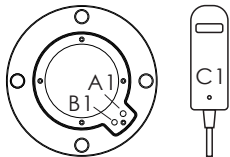
EN

## 2 Views-Nikki.AMSTERDAM Cube



Keys function & Bottom:

- A1 - On/Off switch
- B1 - MicroUSB port
- C1 - LED indication



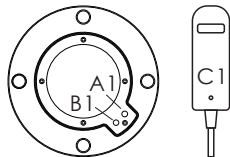
EN

## 3 Views-Nikki.AMSTERDAM Bowl



Keys function & Bottom:

- A1 - On/Off switch
- B1 - MicroUSB port
- C1 - LED indication



EN

## 5. Charging

Lift up the small silicone part in the bottom of your Nikki.Amsterdam product and insert the USB cable into the USB port. When you use your product for the first time it is recommended to fullt charge the battery for a minimum of 12 hours. The included adapter is for indoor charging only. For safety reasons, do not use any other adapter! Do not charge when nobody's around!

### 6. Set up your product

1. Download our Nikki.Amsterdam app for IOS or Android.
2. Fully charge the battery for a minimum of 12 hours before using the product.
3. Turn off the Bluetooth function of any other Bluetooth devices near your product, except the one you want to be connected to your product.
4. Press the On/Off button at the bottom of the product. You will hear a short beep and the light will go on.
5. You can now stream your own music via our app or directly via your streaming service.
6. If you have more Nikki.Amsterdam products with a speaker function, you can now connect them to your first product by putting them on. You do not have to make a Bluetooth connection with a following product. It automatically connects to the first product. You can connect as many products as you want.

General: **1)** For an optimal experience of your products make sure that your connected device stays within 15 meters of your connected product, free from obstructions. Wireless devices, microwaves and other equipment nearby our products may effect the quality of the sound. **2)** Location must be ON at all times. **3)** When you download the app for the first time, please choose "Allow all time".

**DISCLAIMER: Although the location has to be switched on, we do not have the possibility to relieve information!**

For detailed information about connecting your product, please have a look at our FAQ via [www.nikki.amsterdam/faq/](http://www.nikki.amsterdam/faq/).

## 7. Low Battery Warning

The speaker has a low battery indication sound that you will hear while you stream your music. When this sound is heard, the battery needs to be recharged as soon as possible. Charging the product during use is not recommended by us. It does not benefit the battery life.

EN

## 8. Maintenance and cleaing

Servicing or repair must only be carried out by a specialist or specialist workshop. The product contains no parts that require servicing by you. Therefore, never open the product (except for the procedures described in these operating instructions). A dry, soft and clean cloth is sufficient for cleaning the outside.

Do not push the display too strongly. This will lead to scratches. Never use any aggressive cleaning agents, alcohol or other chemical solutions that would damage the casing (discoloration).

### 9. Disposai

a) Product  
Electronic devices are recyclable waste and must not be disposed of in the household waste! At the end of its service life, dispose of the product according to the relevant statutory regulations.  
Remove any inserted batteries/rechargeable batteries and dispose of them separately from the product.\*\*\*The aluminium ring can be sharp inside. Be carefull while removing!\*\*\*  
b) Batteries and Rechargeable Batteries

You as the end user are required by law (Battery Ordinance) to return all used batteries/rechargeable batteries. Disposing of them in household waste is prohibited!

Batteries/rechargeable batteries that contain any hazardous substances are labeled with the adjacent icon to indicate that disposal in domestic waste is forbidden. The descriptions for the respective heavy metals are: Cd=cadmium, Hg=mercury, Pb=lead (the names are indicated on the battery/rechargeable battery e.g. below the rubbish bin symbol shown on the left). You may return used batteries/rechargeable batteries free of charge at the official collection points in your community, in our stores, or wherever batteries/rechargeable batteries are sold. You thus fulfill your statutory obligations and contribute to the protection of the environment.

EN



Android app: Please scan the QR Code above

Apple app: PLease download from app store